

Circuit breaker size S3 for system protection with approval circuit breaker UL 489, CSA C22.2 No.5-02 A-release 20 A Short-circuit release 260 A Screw terminal Standard switching capacity !!!
 Phased-out product !!! Successor is SIRIUS 3RV2 Preferred successor type is >>3RV2742-5CD10<<



Figure similar

Product brand name	SIRIUS
Product designation	circuit breaker
Design of the product	for plant protection according to UL 489/CSA C22.2 No.5-02

General technical data	
Product extension	
• Auxiliary switch	Yes
Power loss [W] total typical	12 W
Surge voltage resistance rated value	6 000 V
Protection class IP	
• on the front	IP20
Shock resistance	25g / 11 ms
Mechanical service life (switching cycles)	
• of the main contacts typical	50 000
Continuous current rated value	20 A

Ambient conditions	
Installation altitude at height above sea level	
• maximum	2 000 m

Ambient temperature	
<ul style="list-style-type: none"> during operation 	-20 ... +60 °C
<ul style="list-style-type: none"> during storage 	-50 ... +80 °C
<ul style="list-style-type: none"> during transport 	-50 ... +80 °C

Main circuit

Number of poles for main current circuit	3
Adjustable pick-up value current of the current-dependent overload release	20 ... 20 A
Operating voltage	
<ul style="list-style-type: none"> rated value 	690 V
<ul style="list-style-type: none"> at AC-3 rated value maximum 	690 V
Operating current	
<ul style="list-style-type: none"> at AC-3 <ul style="list-style-type: none"> — at 400 V rated value 	20 A
Operating frequency	
<ul style="list-style-type: none"> at AC-3 maximum 	15 1/h

Auxiliary circuit

Number of CO contacts	
<ul style="list-style-type: none"> for auxiliary contacts 	0

Protective and monitoring functions

Product function	
<ul style="list-style-type: none"> Ground fault detection 	No
<ul style="list-style-type: none"> Phase failure detection 	No
Maximum short-circuit current breaking capacity (I_{cu})	
<ul style="list-style-type: none"> at AC at 240 V rated value 	100 kA
<ul style="list-style-type: none"> at AC at 400 V rated value 	100 kA
<ul style="list-style-type: none"> at AC at 500 V rated value 	30 kA
<ul style="list-style-type: none"> at AC at 690 V rated value 	12 kA
<ul style="list-style-type: none"> at 480 AC Y/277 V acc. to UL 489 rated value 	65 kA

Short-circuit protection

Design of the overcurrent release and short-circuit release	thermomagnetic
--	----------------

Installation/ mounting/ dimensions

Mounting position	any
Mounting type	screw and snap-on mounting onto 35 mm standard mounting rail according to DIN EN 50022
Height	168 mm
Width	70 mm
Depth	174 mm
Required spacing	
<ul style="list-style-type: none"> with side-by-side mounting 	

- Backwards
- at the side









0 mm

0 mm

Connections/Terminals

Product function	
<ul style="list-style-type: none"> • removable terminal for auxiliary and control circuit 	No
Type of electrical connection	
<ul style="list-style-type: none"> • for main current circuit • for auxiliary and control current circuit 	screw-type terminals with box terminals screw-type terminals
Arrangement of electrical connectors for main current circuit	front side
Type of connectable conductor cross-sections	
<ul style="list-style-type: none"> • for main contacts <ul style="list-style-type: none"> — solid — stranded — finely stranded with core end processing • at AWG conductors for main contacts 	2x (2.5 ... 16 mm ²) 2x (10 ... 50 mm ²), 1x (10 ... 70 mm ²) 2x (2.5 ... 35 mm ²), 2.5 ... 50 mm ² 2x (10 ... 1), 1x (10 ... 2)

Certificates/approvals

General Product Approval			Declaration of Conformity	Test Certificates
 CCC	 CSA	 UL		 EG-Konf.
				Special Test Certificate
Marine / Shipping		other		
 ABS	 RMRS	Miscellaneous	Confirmation	 VDE

Further information

Information- and Downloadcenter (Catalogs, Brochures,...)

<http://www.siemens.com/industrial-controls/catalogs>

Industry Mall (Online ordering system)

<https://mall.industry.siemens.com/mall/en/en/Catalog/product?mlfb=3RV1742-5CD10>

Cax online generator

<http://support.automation.siemens.com/WW/CAXorder/default.aspx?lang=en&mlfb=3RV1742-5CD10>

Service&Support (Manuals, Certificates, Characteristics, FAQs,...)

<https://support.industry.siemens.com/cs/ww/en/ps/3RV1742-5CD10>

Image database (product images, 2D dimension drawings, 3D models, device circuit diagrams, EPLAN macros, ...)

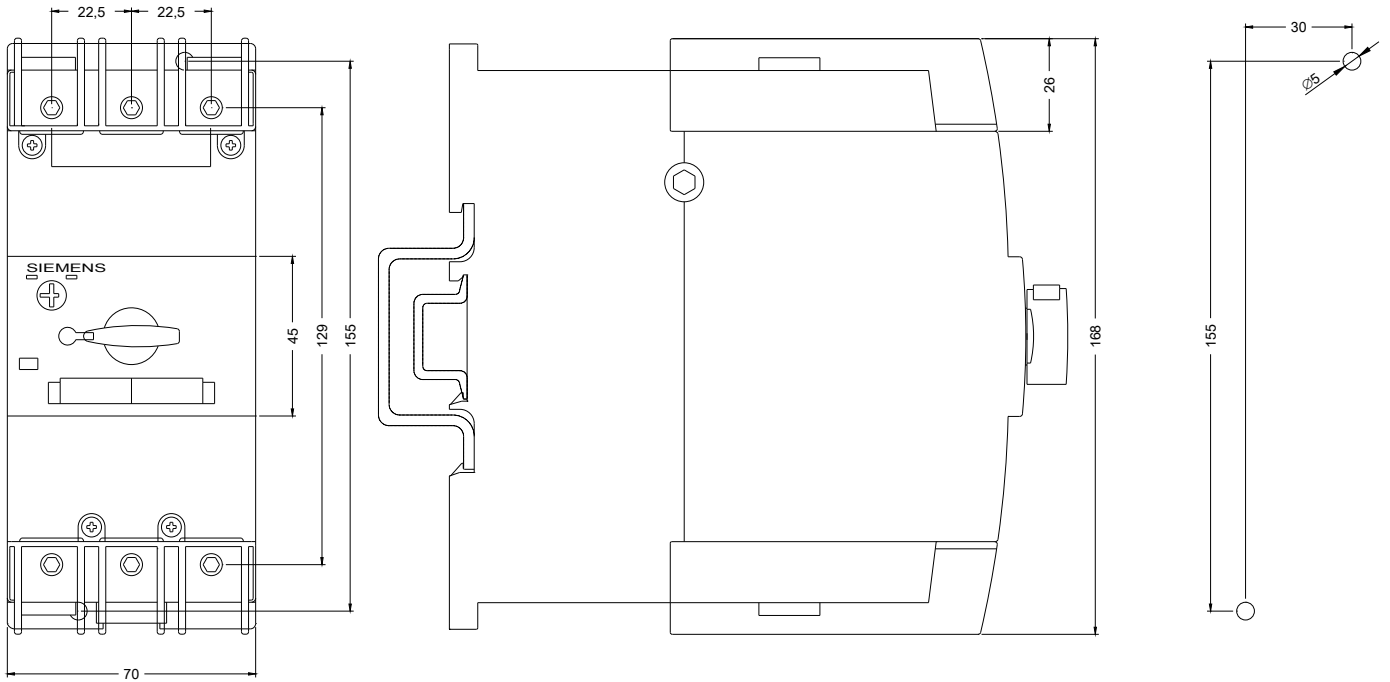
http://www.automation.siemens.com/bilddb/cax_de.aspx?mlfb=3RV1742-5CD10&lang=en

Characteristic: Tripping characteristics, I²t, Let-through current

<https://support.industry.siemens.com/cs/ww/en/ps/3RV1742-5CD10/char>

Further characteristics (e.g. electrical endurance, switching frequency)

<http://www.automation.siemens.com/bilddb/index.aspx?view=Search&mlfb=3RV1742-5CD10&objecttype=14&gridview=view1>



last modified:

07/25/2018